

Global Electronics Production 1995-2025 & Markets 1995-2028

Computers
Communications
Consumer
Control & Instrumentation
Medical
Industrial
Office Equipment
Semiconductors
Passive Components
Other Components

Global Electronics Industry Database 1995 - 2028 – Global, regional and country analysis

Overview

In 1995 the global electronics industry was valued US\$1,044 billion, reached US\$1,925 billion in 2020 and is forecast to reach US\$2,447 billion in 2025. During this period it has faced and recovered from major global downturns and seen significant structural changes - the shift in production from the US and Western Europe to lower cost locations, the emergence of Asia and more recently the move to reduce dependency on China and the trend to reshore production.

With a history now spanning over 50 years Reed Electronics Research (RER) through the *Yearbook of World Electronics Data* series has tracked these changes.

It has provided an invaluable insight into the global trends, regional variations and the underlying state of the global electronics market for all stages of the supply chain - OEM, contract manufacturing and design, components and materials suppliers to financial / industry analysts and government and academia.

To enable better access to this data RER launched the **Global Electronics Database** in 2012.

Through two separate Excel spreadsheets the database provides:

- Historical data for the period 1995-2024.
- Forecasts for the global electronics market through to 2028 and global electronics production to 2025.
- Comparable data for 53 countries and 13 major product groups.

The database, which is fully revised and updated annually, is an essential business tool for a wide range of organisations including:

Companies involved in the electronics industry, from equipment suppliers to component manufacturers and distributors.

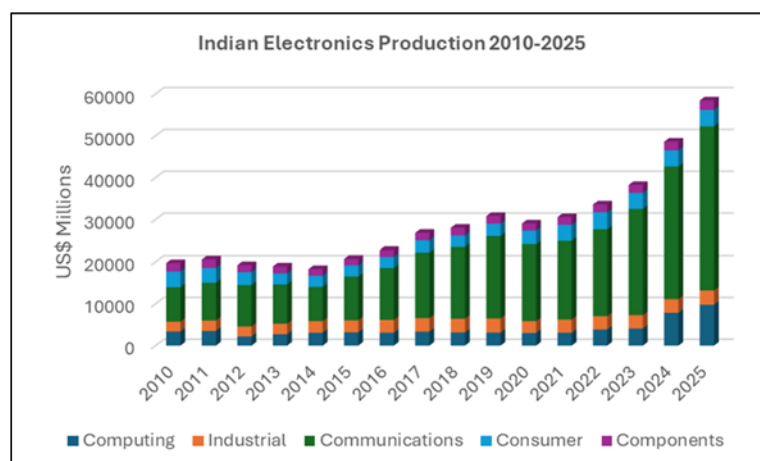
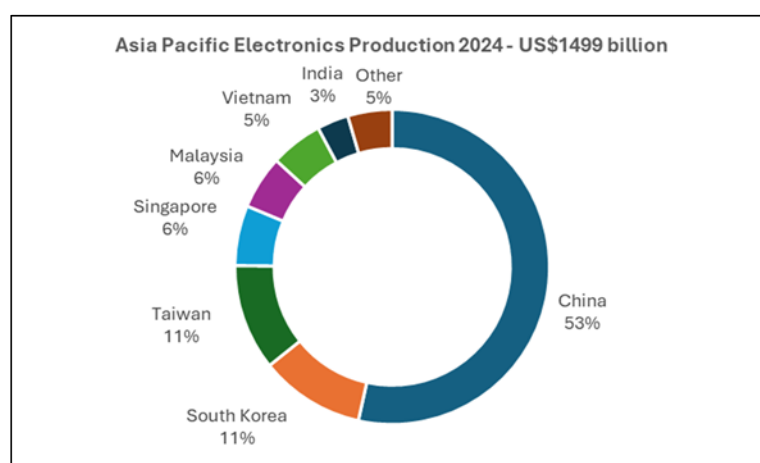
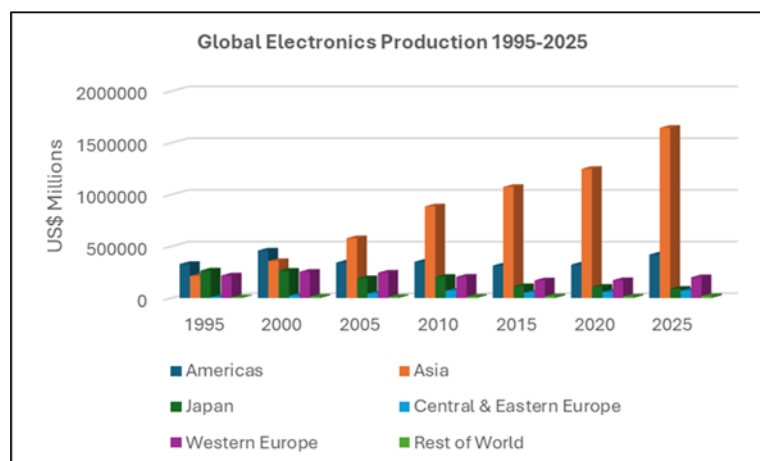
For companies supplying materials and services to the electronics industry.

Financial institutions and management/research consultancies.

Government.

Trade associations.

Academia.



- The ability to quickly analyse developments both globally and at a regional level.
- To drill down and analyse the electronics industry for a specific country and its impact on the global electronics industry.
- Annual exchange rates are provided for all 53 countries covered in the database to allow the user to analyse the data in local currency.

**The GLOBAL ELECTRONICS DATABASE A
UNIQUE INSIGHT TO GLOBAL ELECTRONICS**



Global Electronics Production & Markets

Through a combination of both historical and the latest forecast data, *The Global Electronics Database* provides the user the flexibility to analyse how the industry has changed over time, the relative importance of specific countries both regionally and on a global basis and on which products are critical to a countries electronics industry.

Provided as two separate Excel spreadsheets, RER's Global Electronics Production & Market Database provides you the opportunity to access one of the most comprehensive sources of statistical data on the global electronics industry and in a format that allows you the flexibility to quickly tailor the data to meet your specific needs.

The database provides:

Top level market data for 13 major product groups...

- Computing
- Office Equipment
- Control & Instrumentation
- Medical
- Industrial
- Communications & Radar
- Telecommunications
- Consumer Video
- Consumer Audio
- Consumer Other
- Semiconductors
- Passive Components
- Other Components

... and 48 countries worldwide split by the following regions:

Western Europe: Austria; Belgium; Denmark; Finland; France; Germany; Greece; Ireland; Italy; Netherlands; Portugal; Norway; Spain; Sweden; Switzerland; UK

Central and Eastern Europe: Bulgaria; Croatia; Czech Republic; Estonia; Hungary; Lithuania; Poland; Romania; Russia; Ukraine; Slovakia; Slovenia; Turkey; Ukraine

Americas: Brazil; Canada; Mexico; USA

Japan

Asia: Australia; China; Hong Kong; India; Indonesia; Malaysia; Philippines; Singapore; South Korea; Taiwan; Thailand; Vietnam

Rest of World: Israel; South Africa

Supplementary data is also provided for five additional countries: Egypt, New Zealand, Puerto Rico , Saudi Arabia and Venezuela.

Historical data back to 1995

Production forecasts through to 2025

Market Forecasts through to 2028

Custom Research

Building on the flexibility of the two databases we can quickly search data by product or country/region to provide solutions tailored to your specific needs or budgets. Ideal for input into internal presentations/ documents the data is supplied via email.

For further information and pricing please contact andrew.fletcher@rer.co.uk/Tel: +44 1235 868620



With a history spanning over 50 years Reed Electronics Research (RER) has provided an invaluable insight into the global trends, regional variations and the underlying state of the global electronics market for all stages of the supply chain - OEM, contract manufacturing and design, components and materials suppliers to financial /industry analysts and to government and academia.

Although encompassing a range of published and bespoke products the core of RER's research programme is one of the most comprehensive statistical databases covering the global electronics industry. In addition to the Global Electronics Production & Markets Database, the in-depth analysis is published through three concise and clear demographic volumes, as a series of individual country reports and through customised solutions to meet specific client requirements.

Yearbook of World Electronics Data

With more in-depth coverage the Yearbook Series is the definitive Market Reference to global electronics production and markets, covering 53 countries and 13 principal product groups. Data are compiled from primary sources including official government bodies, National Trade Associations, Eurostat, and presented in a format which is... comparable country to country and product by product. First published in 1973, the Yearbook is now available in three volumes in both hard copy and electronic formats.

Yearbook of World Electronics Data – Volume 1 West Europe

Yearbook of World Electronics Data – Volume 2 Americas, Japan, Asia Pacific

Yearbook of World Electronics Data – Volume 3 East Europe & World Summary

Country Reports

Drawing on data from its core statistical database RER can provide a quick, reliable and cost-effective assessment of the electronics industry for a specific country.

For further information on RER's complete range of reports and research services please visit:

www.rer.co.uk



Global Electronics Production & Markets

Please Circle Your Option	£ Sterling	Euro/US\$
Global Electronics Production (Excel Spreadsheet)	£1500	€1725/ \$1950
Global Electronics Markets (Excel Spreadsheet)	£1500	€1725/ \$1950
Global Electronics Production & Markets (Excel Spreadsheet)	£2750	€3165/ \$3575
Corporate Licence - Single Database	£3000	€3450/ \$3900
Both Databases	£5500	€6325 \$7150
European Customers: Please state your VAT number:		

Delivery Address

Name

Position

Address

City:

Postcode/Zip:

Country

Tel:

Fax:

Email Address:

Payment

☐ **Please charge my MasterCard, Visa American Express Card**

Cardholder Name:

Cardholder Address:

Expiry Date

Card Number

Security Number

☐ **Please invoice me: Company Purchase Order No:**

Signature:

Date:

Return to Orders Department:

Tel: +44 (0) 1235 868620

Email: Orders@rer.co.uk

Post: Reed Electronics Research, 7 Rectory Farm, West Hanney, West Hanney, Oxfordshire OX12 0LR, United Kingdom