

The Yearbook of World Electronics Data – tracking developments in the global electronics industry

With a history of over 50 years Reed Electronics Research (RER) has provided an invaluable insight into the global trends, regional variations and the underlying state of the global electronics market for all stages of the supply chain - OEM, contract manufacturing and design, components and materials suppliers to financial /industry analysts and government and academia.

Although encompassing a range of published and bespoke products the core of RER's research programme is one of the most comprehensive statistical databases covering the global electronics industry, with the resulting analysis being published through three concise and clear demographic volumes, as a series of individual country reports, through customised solutions to meet specific client requirements and, from 2012, as a series of Excel databases providing the combination of both historical and forecasted data.

**53 country coverage,
13 major product groups**

www.rer.co.uk

The Yearbook of World Electronics Data 2025

The Yearbook of World Electronics Data series presents market and production statistics for the **GLOBAL** electronics industry. Available in the published volumes covering 53 countries and 13 major product groups, the yearbook is used in the formulation of business and market planning, in tracking trends based on a clear understanding on how the industry has developed historically and to provide a basis for medium and long-term forecasting.

2025 Series

Volume 1 2025 West Europe

Synopsis: Economic Overview; Electronics Market Overview; Imports 2022-2023; Exports 2022-2023; Production Data 2022-2025; Market Data 2022-2028

16 country coverage:

Austria; Belgium; Denmark; Finland; France; Germany; Greece; Ireland; Italy; Netherlands; Norway; Portugal; Spain; Sweden; Switzerland; UK

Publication Data: August 2025

Volume 2 2025 America, Japan, Asia Pacific

Synopsis: Economic Overview; Electronics Market Overview; Imports 2022-2023; Exports 2022-2023; Production Data 2022-2025; Market Data 2022-2028

19 country coverage:

Australia; Brazil; Canada; China, Hong Kong; India; Indonesia; Israel; Japan; Malaysia; Mexico; Philippines; Singapore; South Africa; South Korea; Taiwan Thailand; Vietnam, USA

Publication Data: September 2025

Volume 3 2025 East Europe & World Summary

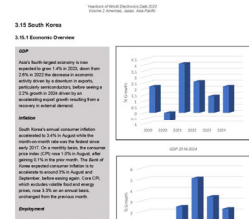
Synopsis: Economic Overview; Electronics Market Overview; Imports 2022-2023; Exports 2022-2023; Production Data 2022-2025; Market Data 2022-2028

13 country coverage:

Bulgaria; Croatia; Czech Republic; Estonia; Hungary; Lithuania; Poland; Romania; Russia; Slovakia; Slovenia; Turkey, Ukraine

53 Country World Summary covering production data 2022-20225 and market data for 2022-2028

Publication Data: October 2025

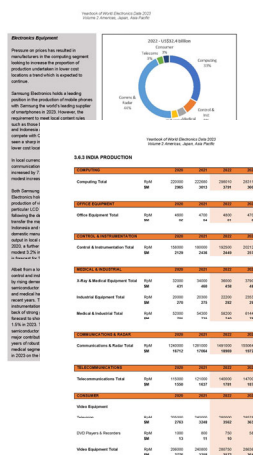


GERMANY PRODUCTION (LHS)

Product Group	2022	2023	2024	2025
ICs & Microprocessors	1,200,000	1,300,000	1,400,000	1,500,000
Discrete Semiconductors	800,000	850,000	900,000	950,000
Printed Circuit Boards	500,000	550,000	600,000	650,000
Electronic Equipment	300,000	350,000	400,000	450,000
Other Electronics	200,000	250,000	300,000	350,000
Total	2,900,000	3,250,000	3,600,000	3,950,000

GERMANY IMPORTS & EXPORTS (RHS)

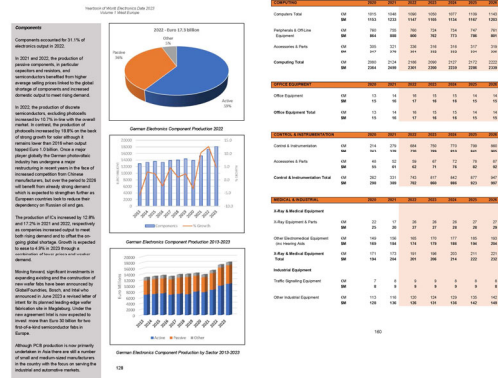
Product Group	2022	2023	2024	2025
Imports	1,500,000	1,600,000	1,700,000	1,800,000
Exports	1,400,000	1,500,000	1,600,000	1,700,000
Total	2,900,000	3,100,000	3,300,000	3,500,000



The Yearbook of World Electronics Data

For each country production and market data is supplied for the following product groups:

Computers
Consumer – Video; Audio; Personal
Control & Instrumentation
Medical
Industrial
Office Equipment
Radio Communications
Telecommunications
Components – Passive Components; Semiconductors;
Other Components



Methodology

The Yearbooks highlight market trends and opportunities and offer corroborative evidence for individual research. Each new edition is fully revised and updated. Trade statistics are analyzed in detail, with over 500 separate categories being employed. Production statistics are collected from Government and Manufacturer's Association sources where these are available. Extensive use is also made of research reports, company reports, news items and work by other consultants to supplement and cross check the official and semi-official sources.

Markets are forecast in real terms for the next five years, with production forecast for the next two years, using constant exchange rates and excluding inflation. These are based on our extensive knowledge of the historical performance of each product, the general economic outlook and the major growth influencing factors.

Electronic Delivery

The **Yearbook of World Electronics Data** is available on CD-ROM in a combination of text and spreadsheet formats allowing you to customise and manipulate the data quickly and easily.

- Produce your own subsets or summaries of the data by product or geographical region/territories of your own choice
- Build your own assumptions and calculations into the forecasts
- Copy and paste into your own reports, presentations and other documents.

For larger organisations/companies the Yearbook Corporate Licence allows global distribution throughout your organisation.

Related Products & Services

European Electronics Production 2000-2028

As part of its program of research covering developments in the European electronics industry RER has released a statistical database providing a medium term outlook for electronics production in Europe. Covering the period 2000-2028 the research allows you to track developments both geographically and by major product group.

The database is provided as an Excel spreadsheet providing production data for 13 product groups and 27 countries split by Western Europe and Central and Eastern Europe. The 2025 update is published in November with subscribers ordering prior to publication receiving the current database free of charge.

Global Electronics Production & Markets

Launched in 2012, Global Electronics Production & Markets provides top line analysis on the global electronics industry for the period 1995 - 2028 for markets and 1995-2025 for production. Through two Excel databases you can quickly analyze the structure of the global industry and how it has changed both geographically, through RER's unique coverage of 53 countries, and by thirteen major product groups. The database will be fully updated in October 2025.

Country Reports

Drawing on data from its core statistical database RER provides a quick, reliable and cost-effective assessment of the electronics industry for an individual country. For a full listing please visit www.rer.co.uk

Custom Research

Building on the flexibility of the two databases and the Yearbook series we can quickly search data by product or country/region to provide solutions tailored to your specific needs or budgets. Ideal for input into internal presentations/ documents the data is supplied via email.

**To discuss the Yearbook or any of the related products please contact:
Andrew Fletcher (andrew.fletcher@rer.co.uk) or phone +44 1235 868620**

YEARBOOK 2025 ORDER FORM



Title	Report Only	CD Rom (plus report)	Corporate Licence**	VAT UK Customers* only, European customers see below	Total £/US\$/€
Volume 1 West Europe 2025: (Pub Date 06/24)	£995/\$1245 €1145	£1295/\$1620 €1490	£1990/\$2490 €2290		
Volume 2 America, Japan, Asia Pacific 2025: (Pub Date 8/24)	£1295/\$1620 €1490	£1595/\$1995 €1835	£2590/\$3240 €2980		
Volume 3 East Europe & World Summary 2025: (Pub Date 9/24)	£995/\$1245 €1145	£1295/\$1620 €1490	£1990/\$2490 €2290		
2 Volume Set (Volumes 1 & 2)	£1995/\$2495 €2295	£2595/\$3245 €2985	£3990/\$4990 €4590		
3 Volume Set	£2556/\$3195 €2940	£3522/\$4400 €4050	£5112/\$6390 €5880		
				TOTAL	

*UK customers: to calculate VAT amount (applicable to CD-ROM and Corporate Licence only) deduct the 'REPORT ONLY' price from the CD-ROM or 'Corporate Licence' price (as applicable) to arrive at the taxable amount. VAT is currently 20%.

European customers please enter your VAT No. here (to avoid addition of VAT): _____

** The Corporate License allows electronic distribution (excluding distribution to third parties) of the report throughout your organisation, making it a cost effective and essential tool for your business.

DELIVERY ADDRESS

Name (Mr/Ms): _____

Position: _____

Organisation: _____

Address: _____

City: _____

Postcode/Zip: _____

Country: _____

Tel: _____

Fax: _____

Email Address*: _____

RETURN TO: ORDERS DEPARTMENT

Tel: +44 (0) 1235 868620
Post: Reed Electronics Research,
7 Rectory Farm
West Hanney, Oxon OX12 0LR
United Kingdom
Email: orders@rer.co.uk

☐

* We would like to keep you informed about our products and services. Please tick here if you do not wish to be contacted about this information. We do not pass email addresses on to third parties

PAYMENT

☐ Payment enclosed - cheques payable to
Reed Electronics Research
(postage free of charge)

☐ Please charge my MasterCard/Visa/
American Express
(postage free of charge)

Cardholder Name: _____

Cardholder Address: _____

Card Number: _____

Security Number: _____

Expiry Date: _____

☐ Please invoice me: Company Purchase Order No:
.....
(postage and packing at cost)

Signature _____

Date: _____